

## DH-SD6923E/36E/70-H

---

### 23x/36x IR PTZ Dome Camera



### Features

- Powerful 23x/36x optical zoom
- High resolution@700TVL/650TVL
- DWDR, Day/Night (ICR), DNR (2D&3D), Auto iris, Auto focus, AWB, AGC, BLC
- Max 240°/s pan speed, 360° continuous pan rotation
- Up to 255 presets, 5 auto scan, 8 tour, 5 pattern
- Built-in 7/2 alarm in/out
- Support intelligent 3D positioning with DH-SD protocol
- IP66, IR Distance up to 100m

# DH-SD6923E/36E/70-H

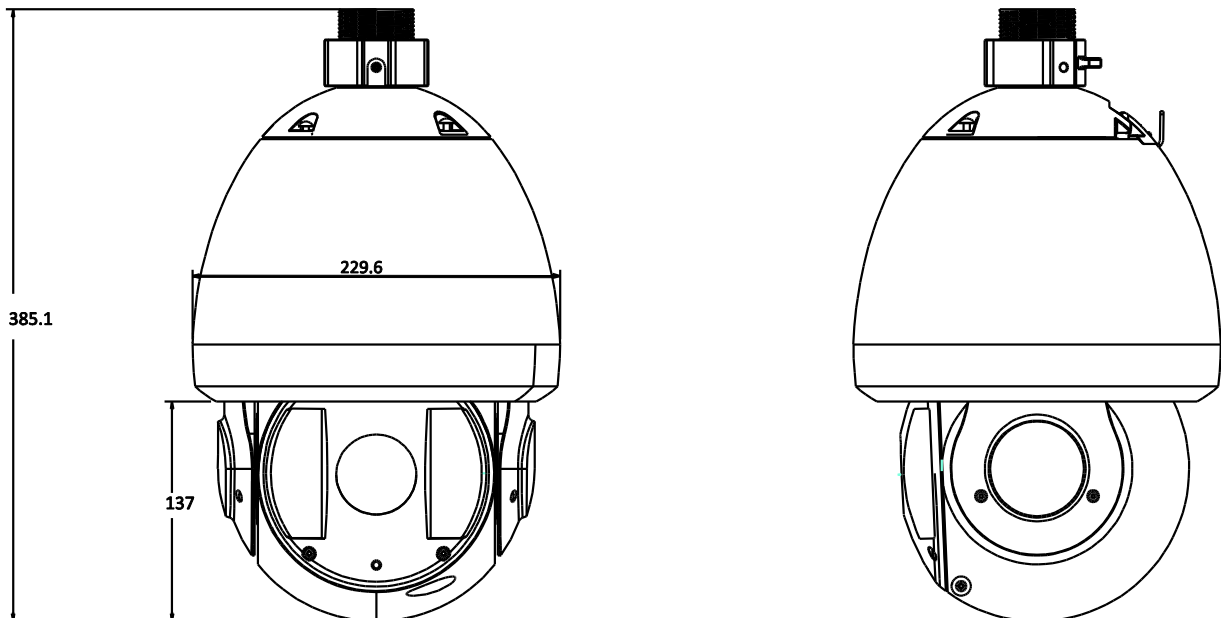
## Technical Specifications:

Model	DH-SD6923E-H	DH-SD6936E-H	DH-SD6970-H
<b>Camera</b>			
Image Sensor	1/4" EXview HAD CCD II		1/3" EXview HAD CCD II
Effective Pixels	976(H) × 582(V) / 976(H) × 494(V)		
Horizontal Resolution	Color: 650TVL; B/W: 700TVL		Color: 700TVL B/W: 750TVL
Scanning System	Interlacing		
Electronic Shutter Speed	1/1s ~ 1/100,000s		
Min. Illumination	Color: 0.01 Lux/F1.6 B/W: 0.001Lux/F1.6		Color: 0.001Lux/F1.6 B/W: 0.0001Lux/F1.6
S/N Ratio	More than 50dB		
Video Output	BNC(1.0Vp-p/75Ω), PAL / NTSC		
<b>Camera Features</b>			
Day/Night	Auto(ICR) / Color / B/W		
Backlight Compensation	BLC / HLC / DWDR (Digital WDR)		
White Balance	Auto, ATW, Indoor, Outdoor, Manual		
Gain Control	Auto / Manual		
Noise Reduction	2D / 3D		
Privacy Masking	Up to 24 areas		
Digital Zoom	16x		
<b>Lens</b>			
Focal Length	3.9mm~89.7mm (23x Optical zoom)	3.4mm~122.4mm (36x Optical zoom)	3.9mm ~ 89.7mm (23x Optical zoom)
Max Aperture	F1.6~ F3.7	F1.6~ F4.5	F1.6~ F2.7
Focus Control	Auto / Manual		
Angle of View	H: 61.68° ~ 3.06°	H: 57.8°~1.7°	H: 57.58°~ 3.12°
Close Focus Distance	10mm~1000mm		
<b>PTZ</b>			
Pan/Tilt Range	Pan: 0° ~ 360° endless; Tilt: -2° ~ 90°, auto flip 180°		
Manual Control Speed	Pan: 0.1° ~ 160°/s; Tilt: 0.1° ~ 120°/s		
Preset Speed	Pan: 240°/s; Tilt: 200°/s		
Preset	80(DH-SD) , 255(Pelco-P/D)		
PTZ Mode	5 Pattern, 8 Tour, Auto Pan, Auto Scan		
Speed Setup	Human-oriented focal length/ speed adaptation		
Power up Action	Auto restore to previous PTZ and lens status after power failure		
Idle Motion	Activate Preset/Pan/Scan/Tour/Pattern if there is no command in the specified period		
Time Task	Auto activation of Preset/Pan/Scan/Tour/Pattern by preset-time		
Protocol	DH-SD, Pelco-P/D (Auto recognition)		
IR Distance	100m (6 near IR LED+ 8 far IR LED)		

## DH-SD6923E/36E/70-H

Auxiliary Interface	
RS485	1 port
Alarm	7/2 channel In/Out
General	
Power Supply	AC24V/3A ( $\pm 10\%$ ), DC12V optional
Power Consumption	13W , 31W(IR on)
Working Environment	-40°C ~ 60°C / Less than 90% RH
Ingress Protection	IP66
Dimensions	$\Phi 229.6(\text{mm}) \times 381.5(\text{mm})$
Weight	7.0kg

### Dimensions (mm)











## DH-SD6923E/36E/70-H

### Accessories

		
DH-69FB	DH-PFA111	Power Supply

### Accessories (Optional)

			
DH-PFB300C	DH-PFB301C	DH-PFA112	DH-PFA113

			
DH-PFB301S	DH-PFA120	DH-PFA150	DH-PFA151

### Dahua Technology Co., Ltd.

1187 BinAn Road, Binjiang District, Hangzhou, China

Tel: +86-571-87688883

Fax: +86-571-87688815

Email: [overseas@dahuatech.com](mailto:overseas@dahuatech.com)

[www.dahuatech.com](http://www.dahuatech.com)

\*Design and specifications are subject to change without notice.

© 2013 Dahua Technology Co., Ltd.